

# MEDIUM TORQUE DC-TYPE AUTOMATIC TRIGGER AND PUSH START CLUTCH TYPE SERIES

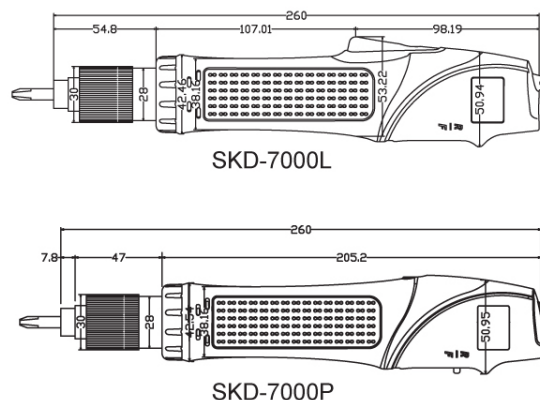
## SKD-7000 Series 【SKD-7000L, SKD-7200L, SKD-7800L, SKD-7800LF】 【SKD-7000P, SKD-7200P, SKD-7800P, SKD-7800PF】



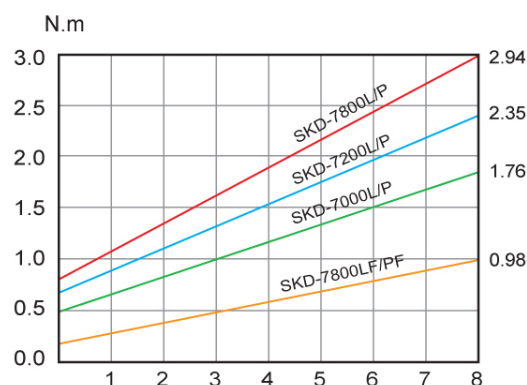
SKD-7000L, SKD-7200L, SKD-7800L, SKD-7800LF  
SKD-7000P, SKD-7200P, SKD-7800P, SKD-7800PF

- Low-voltage automatic clutch electric screwdrivers with power controllers, can keep long-time operation, high stability, no influence by fluctuated voltage.
- Be operate with torque fixing ring (KC-2) most applied to office machines, PC peripherals.
- High technology motor, made by extra strong magnet, fast start and low electric current. Fan and vent let motors fast heat emission, low temperature for successive using.
- Clutch is made by alloy steel materials made in JAPAN, solid and endurance, fatigue-resistant, high stability and long lifespan.
- Precise torque is able to set from small to large, range stepless, stable, fast speed, easy operation and high working efficiency.
- Any screw and socket can be used. As fastening process reach pre-set torque, clutch will be automatically stopped as well.

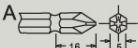

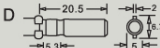
### External Dimension



### Torque Range Chart



### Specifications

Model		SKD-7000L	SKD-7000P	SKD-7200L	SKD-7200P	SKD-7800L	SKD-7800P	SKD-7800LF	SKD-7800PF
Input Voltage		DC24V or DC32V						DC32V	
Power Consumption		50W							
Torque	(kgf.cm)	5~18		7~24		8~30		2~10	
	(Lbf.in)	4.34~15.58		6.11~20.8		6.9~26.02		1.77~8.67	
	(N.m)	0.49~1.76		0.69~2.35		0.78~2.94		0.2~0.98	
Repeatable Torque Accuracy(%)		±3%							
Torque Adjustment		Stepless							
Free Speed (r.p.m)	HI	1000		750		530		2000	
	LO	700		520		350		—	
Screw Size Dia (mm)	Machine Screw	2.0~3.5		2.6~4.0		3.0~5.0		2.0~3.0	
	Tapping Screw	2.0~3.0		2.6~3.5		3.0~4.0		2.0~2.6	
Weight(g)		600							
Length(mm)		260							
ESD(Anti-Static)		✔ (with black housing)							
CE		✔							
RoHS		✔							
Power Controller		SKP-32HL-60W							
Bit Type									

### Accessories

